

Zurcon® Scraper SWP



Single-acting

Metal Reinforcement

For open Groove Assembly

Material:

Zurcon® + Metal





Zurcon® Scraper SWP



Description

SWP are polyurethane manufactured lipped wipers with integrated metal reinforcement for open groove assembly. These are typically used in severe applications where there is abrasion due to solid matter on rod surface.

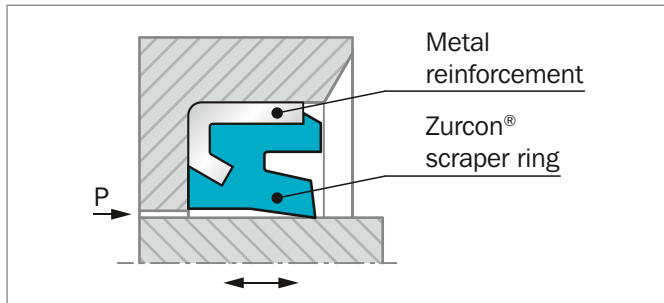


Figure 213: Scraper SWP

ADVANTAGES

- Space-saving construction
- Simple small installation groove
- Firm fit in the groove due to metallic press fit
- At regreasing of drag bearing, the scraper lip opens at low overpressure; old grease can escape
- High wear resistance

APPLICATION EXAMPLES

Due to their outstanding wiping capacities SWP scrapers are recommended wherever there are dusty and humid conditions and especially for the following applications:

- Mobile hydraulic machinery
- Construction machinery
- Link pin seals
- Lift trucks
- Truck cargo cranes
- Agriculture machinery

OPERATING CONDITIONS

Speed:	Up to 1 m/s
Temperature:	-35 °C to +100 °C
Media:	Mineral oil based hydraulic fluids
Groove Type:	Open

IMPORTANT NOTE

The above data are maximum values and cannot be used at the same time, e.g. the maximum operating speed depends on material type, pressure, temperature and gap value. Temperature range also depends on media.

MATERIALS

Standard application

Zurcon® Polyurethane:	92 Shore A
Color:	turquoise
Metal case:	non alloyed steel DIN 1624
Material Set-Code:	Z2022



■ Installation Recommendation

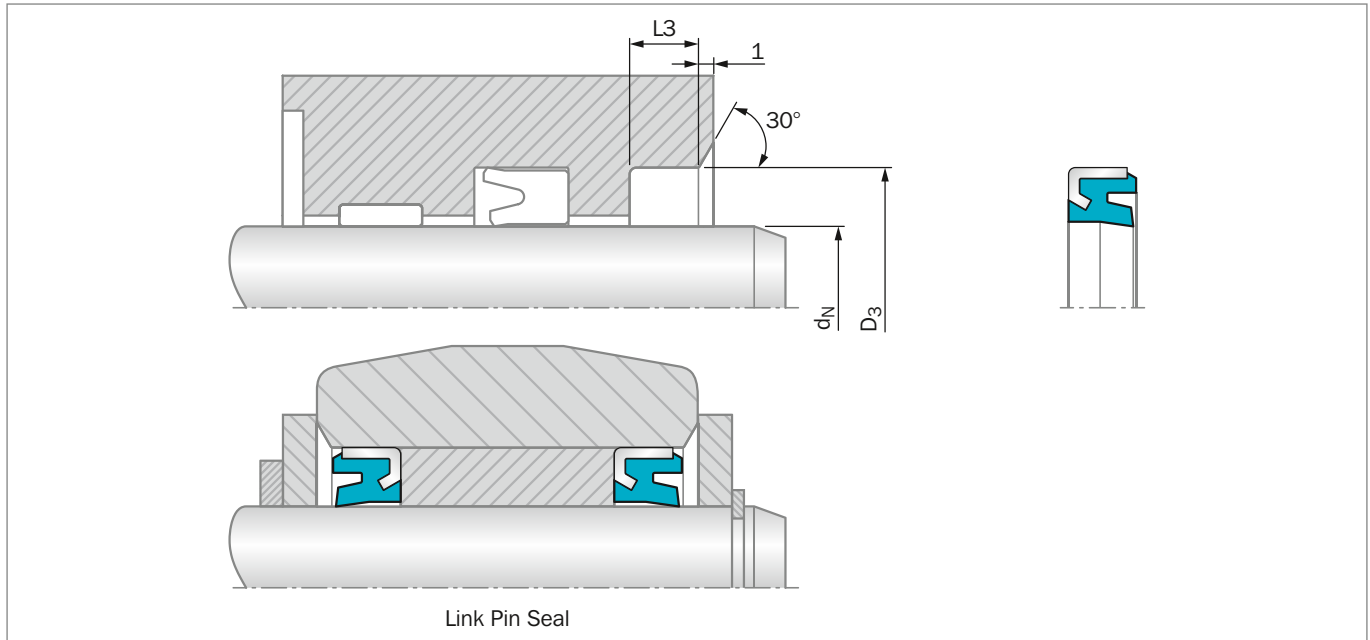


Figure 214: Installation Drawing

ORDERING EXAMPLE

Rod Diameter:	$d_N = 40 \text{ mm}$
Groove Diameter:	$D_3 = 50 \text{ mm}$
TSS Part No.:	WSP000400 from Table 193
Material Set-Code:	Z2022 (standard)
Polypac Ref.:	SWP 4050

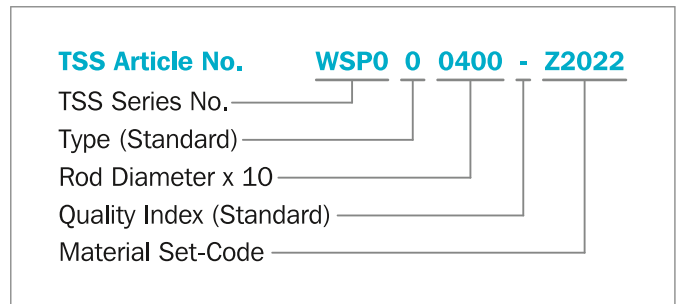


Table 193: Installation Dimensions / TSS Part Numbers

Rod Diameter	Groove Diameter	Groove Width	TSS Part No.	Description
d_N h9	D_3 H8	L3 +0.2		
25.0	38.0	7.5	WSP000250	SWP2538
30.0	40.0	4.0	WSP000300	*SWP3040
35.0	50.0	7.5	WSP100350	SWP3550
36.0	48.0	6.0	WSP000360	SWP3648
40.0	50.0	4.0	WSP000400	*SWP4050
40.0	52.0	6.0	WSP100400	SWP4052
45.0	55.0	3.2	WSP000450	*SWP4555/1
45.0	55.0	4.0	WSP100450	*SWP4555
45.0	60.0	7.5	WSP200450	SWP4560



Rod Diameter	Groove Diameter	Groove Width	TSS Part No.	Description
d_N h9	D_3 H8	L_3 +0.2		
50.0	60.0	4.0	WSP000500	*SWP5060
50.0	63.0	4.0	WSP100500	*SWP5063
50.0	65.0	7.5	WSP200500	SWP5065
55.0	65.0	3.2	WSP000550	*SWP5565
55.0	68.0	4.0	WSP100550	*SWP5568
56.0	70.0	7.5	WSP000560	SWP5670
60.0	75.0	4.0	WSP000600	*SWP6075/1
60.0	75.0	7.5	WSP100600	SWP6075
63.0	78.0	7.5	WSP000630	SWP6378
65.0	80.0	5.0	WSP000650	*SWP6580/1
65.0	80.0	7.5	WSP100650	SWP6580
70.0	80.0	5.0	WSP000700	*SWP7080
70.0	84.0	8.0	WSP100700	SWP7084
70.0	85.0	4.0	WSP200700	SWP7085/1
70.0	85.0	7.5	WSP300700	SWP7085
75.0	90.0	7.5	WSP000750	SWP7590
75.0	95.0	10.0	WSP100750	SWP7595
80.0	95.0	5.0	WSP000800	*SWP8095/1
80.0	95.0	7.5	WSP100800	SWP8095
80.0	100.0	10.0	WSP200800	SWP80100
85.0	100.0	4.0	WSP000850	*SWP85100/1
85.0	100.0	10.0	WSP100850	SWP85100
85.0	105.0	10.0	WSP200850	SWP85105
90.0	104.0	8.0	WSP000900	SWP90104
90.0	105.0	6.0	WSP100900	*SWP90105
90.0	110.0	10.0	WSP200900	SWP90110
95.0	115.0	10.0	WSP000950	SWP95115
99.0	115.0	7.5	WSP000990	SWP99115
100.0	115.0	4.0	WSP001000	*SWP100115/2
100.0	115.0	7.5	WSP201000	SWP100115
100.0	120.0	10.0	WSP301000	SWP100120
110.0	125.0	4.0	WSP001100	SWP110125/1
110.0	125.0	9.0	WSP101100	SWP110125
110.0	130.0	10.0	WSP201100	SWP110130
115.0	130.0	9.0	WSP101150	SWP115130/1
120.0	140.0	10.0	WSP001200	SWP120140
130.0	145.0	7.5	WSP001300	SWP130145
160.0	175.0	10.0	WSP001600	SWP160175
190.0	210.0	10.0	WSP001900	SWP190210

* Can be used for "Link Pin Seal"

! This page is intentionally left blank.